

## Authority records in DiVA

When registering a publication in DiVA, you can retrieve information about UmU authors by searching for the author's authority record and connect it to the publication. If an UmU author does not have an authority record, you can create one. You can update your own authority record with alternate names, ORCID ID, affiliation, year of birth, and email when registering a publication. Via *My authority record* on the first page of DiVA, you can edit your authority record and add information that will be displayed on your individual page in the public DiVA interface.

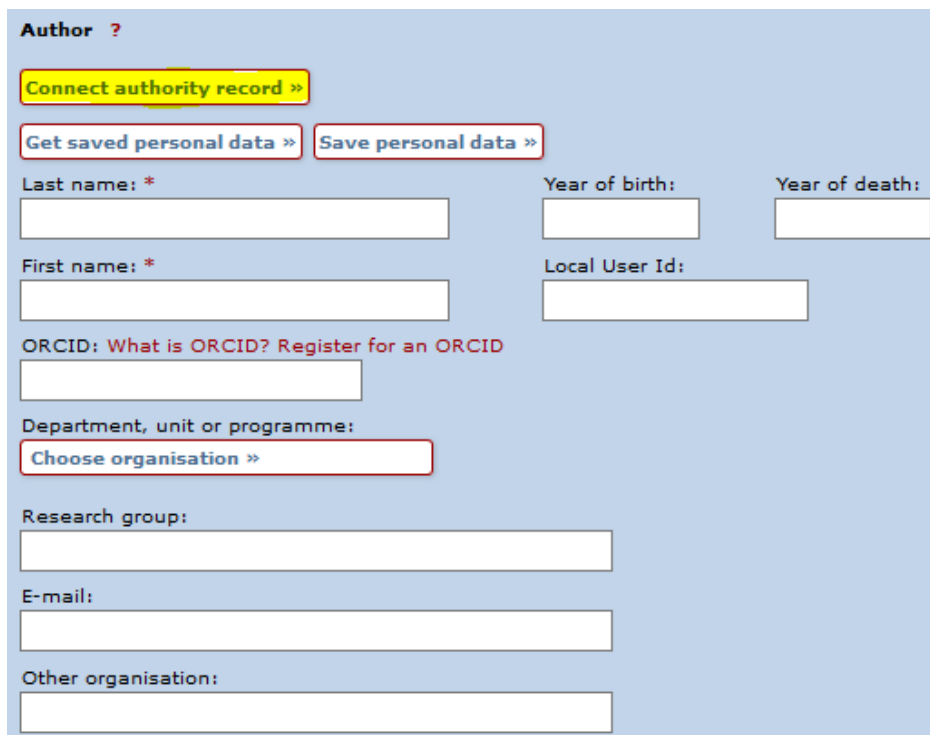
[Connect authority record](#)

[Create authority record](#)

[My authority record](#)

### Connect authority record

1. Click on “Connect authority record”.



**Author ?**

[Connect authority record »](#)

[Get saved personal data »](#) [Save personal data »](#)

Last name: \*  Year of birth:  Year of death:

First name: \*  Local User Id:

ORCID: [What is ORCID?](#) [Register for an ORCID](#)

Department, unit or programme:  
[Choose organisation »](#)

Research group:


E-mail:

Other organisation:

2. Search for the author by name or UmU ID.


*If the record is imported, you may not need to search for the author, authority records with names that match the ones that were imported will automatically appear.*


**Search ?**  
Search for authority record.

Click on one of the links to choose person. Click on  to see all data about a person.


[Show departments that are closed down](#)

[Show alternative names](#)


 Andersson, Anna, Docent [authority-person:60530], Infectious Diseases, Epidemiology and Global Health, Clinical chemistry

 Andersson, Anna [authority-person:60532], Department of Sociology

3. If an authority record exists, select the option that corresponds to the information about the author present in the publication. Keep in mind:


- There may be different authors with the same name – **choose the right person.**
- If an author is affiliated with more than one organisation, click on  and **choose the option that corresponds to the organisation(s) listed in the publication.** If you want to choose all organisations that are connected to the authority record, select the option at the top of the hierarchy.


**Search ?**  
Search for authority record.


Click on one of the links to choose person. Click on  to see all data about a person.


[Show departments that are closed down](#)

[Show alternative names](#)

 Andersson, Anna, Docent [authority-person:60530], Infectious Diseases, Epidemiology and Global Health, Clinical chemistry

 Andersson, Anna, Docent [authority-person:60530], Infectious Diseases

 Andersson, Anna, Docent [authority-person:60530], Epidemiology and Global Health

 Andersson, Anna, Docent [authority-person:60530], Clinical chemistry

If the correct organisation is not connected to the authority record, do the following: 1) Connect the authority record; 2) Delete the organisation(s) that was already linked to the authority record; 3) Select the organisation listed in the publication.

Example of what it looks like when an authority record is connected:

The screenshot shows the 'Author' form in DiVA. At the top, there are two buttons: 'Choose different authority record »' and 'Update authority record »'. Below these is the 'Authority record:' section, which contains a text box with the value 'Andersson, Anna; umu-aaan0003; authority-person:60537' and a red 'X' icon on the right. Below this are two buttons: 'Get saved personal data »' and 'Save personal data »'. The form then has several input fields: 'Last name: \*' with 'Andersson', 'Year of birth:', 'Year of death:', 'First name: \*' with 'Anna', and 'Local User Id:' with 'aaan0003'. There is also an 'ORCID: What is ORCID? Register for an ORCID' field which is empty. Below that is the 'Department, unit or programme:' section with a 'Choose organisation »' button and a text box containing 'Infektionssjukdomar, Infectious Diseases' and a red 'X' icon. At the bottom, there are three more empty input fields: 'Research group:', 'E-mail:', and 'Other organisation:'.

When registering a publication in DiVA, you can also update your own authority record with alternate names, ORCID ID, affiliation, year of birth, and email. Fill in the information you like to add to your authority record and click on "Update authority record".

## Create authority record

If an UmU author does not have an authority record you can create one provided that the author has an UmU ID and/or ORCID ID.

1. Fill in the author's name and organisation, as well as the UmU ID and/or ORCID ID.
2. Click on "Create authority record".

**Author ?**

[Connect authority record >>](#) [Create authority record >>](#)

[Get saved personal data >>](#) [Save personal data >>](#)

Last name: \*  Year of birth:  Year of death:

First name: \*  Local User Id:

ORCID: [What is ORCID?](#) [Register for an ORCID](#)

Department, unit or programme:  
[Choose organisation >>](#)

X

Research group:

E-mail:

Other organisation:

## My authority record

Via *My authority record* on the first page of DiVA, you have the opportunity to add academic title, a short biography/presentation, and links/URL to for example profile pages. Click on “Edit my authority record” to add information and/or edit your authority record.

**My authority record**

An, Anna / 1986 / 0000-0000-0000-000x / umu-ana 0002 / 2018-05-24 / authority-person:6049


[Edit my authority record](#)

Information that is connected to your authority record, such as publications, names, ORCID ID, affiliation history, biography and links, will be displayed on your individual page in the public DiVA interface. By default, the public authority record is visible in the public DiVA interface, but this can be deactivated via “Edit my authority record”.

**Public Authority Record**

This record is searchable in the public search interface:

Example of a public authority record:

**Andersson, Anna, Docent**  [orcid.org/0000-0003-2912-6768](https://orcid.org/0000-0003-2912-6768)

### Alternative names

Andersson, A.

### Biography [swe]

Lorem ipsum dolor sit amet, consectetur adipiscing elit. Cras vehicula dignissim ex, eget tincidunt urna mattis eu. Sed ullamcorper porttitor lorem, ac consequat orci finibus non. Fusce libero orci, aliquet vitae ullamcorper id, bibendum id odio. Ut efficitur velit sed turpis hendrerit, sed gravida lorem maximus. Integer ullamcorper sit amet quam nec iaculis. Nam pharetra, ex vehicula consequat condimentum, ligula justo finibus lorem, ac porta nisl lacus ac nulla. Fusce tincidunt suscipit lorem, id ultrices enim consectetur ac. Aliquam erat volutpat. Vivamus eget ultrices odio. Vestibulum malesuada pellentesque nisl eget venenatis.


### Publications (1 of 1) [Show all publications](#)

Adén, J., Wittung-Stafshede, P. & Andersson, A. (2014). Folding of an unfolded protein by macromolecular crowding in vitro. *Biochemistry*, 53(14), 2271-7

### Organisations

Umeå University, Faculty of Medicine, Department of Clinical Microbiology, Infectious Diseases  
Umeå University, Faculty of Medicine, Department of Public Health and Clinical Medicine, Epidemiology and Global Health  
Umeå University, Faculty of Medicine, Department of Medical Biosciences, Clinical chemistry

### Identifiers

ORCID iD:  [orcid.org/0000-0003-2912-6768](https://orcid.org/0000-0003-2912-6768)

### Search in DiVA

[Show all publications](#)

### Profile pages

[Personlig sida](#)

---

If an authority record contains incorrect information, please contact [diva@ub.umu.se](mailto:diva@ub.umu.se)

---